



KammavariSangham (R) 1952
K. S. GROUP OF INSTITUTIONS

K. S. SCHOOL OF ENGINEERING AND MANAGEMENT

Approved by AICTE, New Delhi; Affiliated to VTU, Belagavi, Karnataka; Accredited by NAAC

www.ksem.edu.in

KSSEM
K. S. SCHOOL OF ENGINEERING AND MANAGEMENT

DEPARTMENT OF ELECTRONICS AND COMMUNICATION ENGINEERING

REPORT ON

Hands on Training on Introduction to Embedded Systems



Organized by IEEE Student Branch & SS Technologies

Topic: Hands on Training on Introduction to Embedded Systems

Date of event: 8-7-2023 to 9-7-2023

Venue: Aryabhatta Seminar Hall, Dept of ECE, KSSEM

Number of participants: 62

Targeted Audience: 2nd year ECE students

Event Coordinator: Mrs Jayashree G R & Mrs Bhargavi V S, Assistant Professor, Dept of ECE, KSSEM

The IEEE Student branch in association with the ECE department, of KSSEM, had organized a Hands on training on "**Introduction to Embedded Systems**" from 8-7-2023 to 9-7-2023 at 9:00am IST.

The Hands on Training was conducted at K.S School of Engineering & Management, Bangalore. The training was given by Mr Rahul Kumar A and Mr Bharath Gowda P S, Founder and Engineer, Inversa Technosoft. Dr.K Senthil Babu, HoD of ECE, graced the event with their presence. The Hands on training was attended by both faculty members and students.





KSSEM
K. S. SCHOOL OF ENGINEERING AND MANAGEMENT

KammavariSangham (R) 1952
K. S. GROUP OF INSTITUTIONS
K. S. SCHOOL OF ENGINEERING AND MANAGEMENT
Approved by AICTE, New Delhi; Affiliated to VTU, Belagavi, Karnataka; Accredited by NA
www.kssem.edu.in

DEPARTMENT OF ELECTRONICS AND COMMUNICATION ENGINEERING

Topics Covered:

The training covered various aspects of interfacing. Some of the topics discussed were:

- Blinking of LED
- RGB LED
- IR Sensors
- LDR Sensor
- Raindrop Sensor
- Motor Driver
- Line Follower Robot

Blinking of LED

A light-emitting diode (LED) is a semiconductor device that emits light when current flows through it. Electrons in the semiconductor recombine with electron holes, releasing energy in the form of photons. The color of the light (corresponding to the energy of the photons) is determined by the energy required for electrons to cross the band gap of the semiconductor. White light is obtained by using multiple semiconductors or a layer of light-emitting phosphor on the semiconductor device.

RGB LED

The working of RGB LED is it has four terminals, in which three colors red, green, blue, and one more terminal represent anode or cathode depending on its type. The emission of various colors using this LED can be achieved by changing or setting the intensity levels of internal LED's (red LED, the green LED, blue LED) and combining these colored outputs to display different colored outputs.

IR Sensors

IR sensor is an electronic device, that emits the light in order to sense some object of the surroundings. An IR sensor can measure the heat of an object as well as detects the motion. Usually, in the infrared spectrum, all the objects radiate some form of thermal radiation.

LDR Sensor

An LDR or light dependent resistor is also known as photo resistor, photocell, and photoconductor. It is a one type of resistor whose resistance varies depending on the amount of light falling on its surface. When the light falls on the resistor, then the resistance changes. These resistors are often used in many circuits where it is required to sense the presence of light. These resistors have a





Variety of functions and resistance. For instance, when the LDR is in darkness, then it can be used to turn ON a light or to turn OFF a light when it is in the light. A typical light dependent resistor has a resistance in the darkness of $1\text{M}\Omega$, and in the brightness a resistance of a couple of $\text{K}\Omega$

Raindrop Sensor

Raindrop Sensor is a tool used for sensing rain. It consists of two modules, a rain board that detects the rain and a control module, which compares the analog value, and converts it to a digital value. The raindrop sensors can be used in the automobile sector to control the windshield wipers automatically, in the agriculture sector to sense rain and it is also used in home automation systems.

Motor Driver

A motor driver IC is an integrated circuit chip that controls motors in autonomous robots and embedded circuits. L293D and ULN2003 are the most commonly used motor Driver IC that is used in simple robots and RC cars.

Line Follower Robot

Line Follower Robot (LFR) is a simple autonomously guided robot that follows a line drawn on the ground to either detect a dark line on a white surface or a white line on a dark.

Infrared sensors consist of two elements, a transmitter and a receiver. The transmitter is basically an IR LED, which produces the signal and the IR receiver is a photodiode, which senses the signal produced by the transmitter. The IR sensors emits the infrared light on an object, the light hitting the black part gets absorbed thus giving a low output but the light hitting the white part reflects back to the transmitter which is then detected by the infrared receiver, thereby giving an analog output. Using the stated principle, we control the movement of the robot by driving the wheels attached to the motors, the motors are controlled by a microcontroller.



KammavariSangham (R) 1952
K. S. GROUP OF INSTITUTIONS

K. S. SCHOOL OF ENGINEERING AND MANAGEMENT

Approved by AICTE, New Delhi; Affiliated to VTU, Belagavi, Karnataka; Accredited by NAAC

www.kssem.edu.in

DEPARTMENT OF ELECTRONICS AND COMMUNICATION ENGINEERING

KSSEM
K. S. SCHOOL OF ENGINEERING AND MANAGEMENT




Fig 1. Inauguration of Hands on training on Introduction to Embedded Systems



Fig 2. Students Interfacing Line Follower Robot and Blinking LED



KammavariSangham (R) 1952

K. S. GROUP OF INSTITUTIONS

K. S. SCHOOL OF ENGINEERING AND MANAGEMENT

Approved by AICTE, New Delhi; Affiliated to VTU, Belagavi, Karnataka; Accredited by NAAC

www.kssem.edu.in

DEPARTMENT OF ELECTRONICS AND COMMUNICATION ENGINEERING

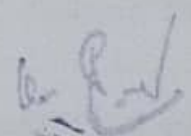


Fig 3. Guest Speaker, Faculties and Students present in the Event

Coordinator

Mrs Jayashree G R

Mrs Bhargavi Vijendra Sangam



Signature of HoD, ECE

Professor & Head

Dept. of Electronics & Communication Engineering
K.S. School of Engineering & Management
Bangalore - 560 109.



KSSEM
K S SCHOOL OF ENGINEERING AND MANAGEMENT

KammavariSangham (R) 1952

K. S. GROUP OF INSTITUTIONS

K. S. SCHOOL OF ENGINEERING AND MANAGEMENT

Approved by AICTE, New Delhi; Affiliated to VTU, Belagavi, Karnataka; Accredited by NAAC

www.kssem.edu.in

DEPARTMENT OF ELECTRONICS AND COMMUNICATION ENGINEERING

Report on

Hands on Training on Interfacing of Sensors



Organized by IEEE Student Branch, KSSEM

In association with IEEE Bangalore section.

Topic: Hands on Training on Interfacing of Sensors

Date of event: 8th June, 2024 to 9th June 2024.

Venue: Aryabhatta Seminar Hall, Dept of ECE, KSSEM

Number of participants: 80

Targeted Audience: 2nd year ECE students

Event Coordinator: Mr Syed Waseem Tabraiz and Mrs. Tejaswini G V, Assistant Professor, Dept of ECE, KSSEM

The IEEE Student branch in association with the ECE department, of KSSEM, had organized a Hand on training on, “**Interfacing of Sensors**” on 8th June, 2024 to 9th June 2024 at 9:30am IST.

The Department of Electronics and Communication organized a workshop on the "Introduction to Sensors" for 4th semester ECE students. The workshop was led by the founders of Inversa Technosoft, Mr. Bharath and Mr. Rahul. Dr. K. Senthil Babu, Professor and Head of the Department of Electronics and Communication, graced the occasion by introducing and welcoming the delegates and officially declared the workshop open.

The Arduino workshop aimed to provide participants with hands-on experience in using Arduino microcontrollers and various sensors and actuators. Throughout the workshop, attendees explored the



KSSEM
K S SCHOOL OF ENGINEERING AND MANAGEMENT

KammavariSangham (R) 1952

K. S. GROUP OF INSTITUTIONS

K. S. SCHOOL OF ENGINEERING AND MANAGEMENT

Approved by AICTE, New Delhi; Affiliated to VTU, Belagavi, Karnataka; Accredited by NAAC

www.kssem.edu.in

DEPARTMENT OF ELECTRONICS AND COMMUNICATION ENGINEERING

fundamentals of Arduino programming and circuitry design while working on exciting projects such as temperature sensing, ultrasonic sensing, servo motor control, and line-following robotics.

The objective of the training is given below;

- To introduce the students to various commonly used sensors and their working principles;
- To interface the sensors with microcontrollers and write simple code to acquire data from the sensors.
- To formulate applications based on the knowledge acquired.

Introduction to Arduino Microcontroller

Arduino is an open-source project that created microcontroller-based kits for building digital devices and interactive objects that can sense and control physical devices.

Different types of Arduinos

- 1) **UNO and MKR** is fairly beginner friendly, with the more expensive MKR offering greater connectivity (WiFi and Bluetooth) options.
- 2) **Mega** is good for robotics projects, including CNC machines and 3D printers.
- 3) **Nano** families are cost effective alternatives to the MKR, and are good for networks of sensors.
- 4) **Due** is good for efficient graphics and sound processing.
- 5) **Leonardo and Micro** are good alternatives to the UNO, particularly for USB connectivity.
- 6) **Yun** offers an embedded Linux system which can function as a multi-tasking server
- 7) **Portenta** is incredibly powerful.

Day 1

The workshop began with an introduction to the basics of Arduino. Students were familiarized with the Arduino architecture, coding patterns, and programming techniques. After covering the basics, each group of students was given a kit containing multiple sensors and other components. This hands-on approach helped students understand how sensors work in practice.

The first session focused on how to light up an LED. Following this, students learned how to light LEDs of three different colors—red, blue, and green—and how to create various combinations of these colors. The students were then introduced to several other sensors.



KSSEM
K S SCHOOL OF ENGINEERING AND MANAGEMENT

KammavariSangham (R) 1952

K. S. GROUP OF INSTITUTIONS

K. S. SCHOOL OF ENGINEERING AND MANAGEMENT

Approved by AICTE, New Delhi; Affiliated to VTU, Belagavi, Karnataka; Accredited by NAAC

www.kssem.edu.in

DEPARTMENT OF ELECTRONICS AND COMMUNICATION ENGINEERING

Light Dependent Resistor (LDR): LDRs are used to measure the intensity of light and detect the presence or absence of light in an environment. Their resistance decreases with increasing light intensity, making them ideal for applications like automatic lighting systems and light level meters.

Moisture Sensor: These sensors measure the moisture level in the soil by using probes to detect the electrical resistance of the soil, which changes with moisture content. They are commonly used in agricultural applications for irrigation management and in gardening to ensure optimal soil moisture for plant growth.

Raindrop Sensor: Raindrop sensors detect the presence of raindrops by using a conductive surface that changes resistance when wet. They are used to measure rainfall and can be integrated into weather stations, automatic windshield wipers, and smart irrigation systems to respond to rain conditions.

Infrared (IR) Sensor: IR sensors emit infrared light and detect the reflected light from objects to determine proximity, detect motion, and measure distance. They are widely used in security systems, remote controls, obstacle detection in robots, and automatic doors.

Each sensor's real-life practical applications were discussed, enhancing the students' understanding of their utility in everyday scenarios.

The first day of the workshop concluded with a session on writing code for a bot that can turn left, turn right, and move forward and backward. To sum up, the first day was very informative and fun-filled, providing students with a hands-on approach to deal with basic sensors. Overall, Day 1 of the workshop was a great success, offering valuable practical knowledge and experience to the students.

Day 2

The day started with the introduction and applications of additional sensors, namely;

Temperature sensor: Participants learned how to interface a temperature sensor with the Arduino board and read temperature values using analog or digital pins. This session provided insights into real-time data acquisition and monitoring applications.

Sonar Temperature: The workshop covered the integration of ultrasonic sensors with temperature measurement. Sonar temperature sensing combines ultrasonic distance measurement with temperature sensing, enabling participants to measure temperature at a distance using sound waves.



KSSEM
K S SCHOOL OF ENGINEERING AND MANAGEMENT

KammavariSangham (R) 1952

K. S. GROUP OF INSTITUTIONS

K. S. SCHOOL OF ENGINEERING AND MANAGEMENT

Approved by AICTE, New Delhi; Affiliated to VTU, Belagavi, Karnataka; Accredited by NAAC

www.kssem.edu.in

DEPARTMENT OF ELECTRONICS AND COMMUNICATION ENGINEERING

This application is useful for non-contact temperature monitoring in industrial or environmental settings.

Servo Motor Control: Participants learned how to control servo motors using Arduino. By understanding pulse width modulation (PWM) and servo motor control signals, attendees could precisely manipulate the position of servo motors. This knowledge is crucial for developing robotic systems, automated actuators, and remote-controlled devices.

Line Follower Project: One of the highlight projects was the Line Follower Robot. Participants were tasked with designing and programming a robot capable of autonomously following a predefined path using infrared (IR) sensors. The project encompassed sensor calibration, PID (Proportional-Integral-Derivative) control algorithm implementation, and real-world testing. Through this project, attendees gained insights into robot navigation, sensor fusion, and algorithm optimization.



Fig 1. Inauguration of Hands on training on interfacing of sensors



KammavariSangham (R) 1952

K. S. GROUP OF INSTITUTIONS

K. S. SCHOOL OF ENGINEERING AND MANAGEMENT

Approved by AICTE, New Delhi; Affiliated to VTU, Belagavi, Karnataka; Accredited by NAAC

www.kssem.edu.in

KSSEM
K S SCHOOL OF ENGINEERING AND MANAGEMENT

DEPARTMENT OF ELECTRONICS AND COMMUNICATION ENGINEERING




Fig 2. Students Interfacing various sensors and to Arduino



KSSEM
K S SCHOOL OF ENGINEERING AND MANAGEMENT

KammavariSangham (R) 1952

K. S. GROUP OF INSTITUTIONS

K. S. SCHOOL OF ENGINEERING AND MANAGEMENT

Approved by AICTE, New Delhi; Affiliated to VTU, Belagavi, Karnataka; Accredited by NAAC

www.kssem.edu.in

DEPARTMENT OF ELECTRONICS AND COMMUNICATION ENGINEERING



Fig 3. Guest Speaker, Faculty and Students present in the Event

Competition

To culminate the workshop, a competition was held where participants showcased their Line Follower Robots. The competition challenged teams to demonstrate the speed, accuracy, and robustness of their robots in following a complex line course. Using IR sensors, the robots navigated through twists, turns, and intersections with minimal human intervention. The competition fostered friendly rivalry and encouraged participants to apply their skills in a competitive environment.

Conclusion

The Arduino workshop provided participants with a comprehensive understanding of microcontroller programming, sensor integration, and robotics applications. Through hands-on projects such as temperature sensing, servo motor control, and the Line Follower Robot, attendees gained practical experience and valuable insights into the world of Arduino-based prototyping and automation. The workshop not only equipped participants with technical skills but also fostered creativity, problem-solving, and teamwork essential for future endeavors in the field of electronics and robotics.

Coordinator

Signature of HoD, ECE