

Acknowledgement Receipt of Income Tax Forms (Other Than Income Tax Return)



e-Filing Anywhere Anytime
Income Tax Department, Government of India

e-Filing Acknowledgement Number / Quarterly Statement Receipt Number
532491710280924

Date of e-Filing
28-Sep-2024


Name	: KAMMAVARI SANGHAM (REGD)
PAN/TAN	: AAATK2287R
Address	: 145/4, Mount Joy Extension, Hanumanthanagar, Bangalore -19
Form No.	: Form 10B (A.Y. 2023-24 onwards)
Form Description	: Audit report under clause (b) of the tenth proviso to clause (23C) of section 10 and sub-clause (ii) of clause (b) of sub-section (1) of section 12A of the Income-tax Act, 1961, in the case of a fund or trust or institution or any university or other educational institution or any hospital or other medical institution
Assessment Year	: 2024-25
Financial Year	: -
Month	: -
Quarter	: -
Filing Type	: Original
Capacity	: Chartered Accountant
Verified By	: 024772

(This is a computer generated Acknowledgement Receipt and needs no signature)

Sl No	Attachment Name	Size(bytes)	Hash value of Attachment
1	I&E FY 2023-24.pdf	892784	538772e0f0ad7bd957de2ee420898c5f18cf45a22503fa6f5a3d4879ab20d701
2	BS FY 2023-24 pdf	930129	e0125edefbabf300ad6c7813d22d35ee35800f49377f134e6397a4056fe2f120

Acknowledgement Number:532661871280924

Date of filing : 28-Sep-2024


INDIAN INCOME TAX RETURN ACKNOWLEDGEMENT			Assessment Year 2024-25
[Where the data of the Return of Income in Form ITR-1(SAHJ), ITR-2, ITR-3, ITR-4(SUGAM), ITR-5, ITR-6, ITR-7 filed and verified] (Please see Rule 12 of the Income-tax Rules, 1962)			
PAN	AAATK2287R		
Name	KAMMAVARI SANGHAM (REGD)		
Address	145/4, Mount Joy Extension, Hanumanthanagar, Bangalore , Bengaluru , 15-Karnataka, 91-INDIA, 560019		
Status	05-AOP/BOI	Form Number	ITR-7
Filed u/s	139(1)-On or before due date	e-Filing Acknowledgement Number	532661871280924
Taxable Income and Tax Details	Current Year business loss, if any	1	0
	Total Income	2	0
	Book Profit under MAT, where applicable	3	0
	Adjusted Total Income under AMT, where applicable	4	0
	Net tax payable	5	0
	Interest and Fee Payable	6	0
	Total tax, interest and Fee payable	7	0
	Taxes Paid	8	26,38,056
	(+) Tax Payable /(-) Refundable (7-8)	9	(-) 26,38,060
Accreted Income and Tax Detail	Accreted Income as per section 115TD	10	0
	Additional Tax payable u/s 115TD	11	0
	Interest payable u/s 115TE	12	0
	Additional Tax and interest payable	13	0
	Tax and interest paid	14	0
	(+) Tax Payable /(-) Refundable (13-14)	15	0
This return has been digitally signed by <u>R.LEELASHANKAR RAO</u> in the capacity of <u>Others</u> having PAN <u>AHTPS5517L</u> from IP address <u>115.99.240.100</u> on <u>28-</u> <u>Sep-2024 23:04:52</u> DSC SI.No & Issuer <u>2992703</u> & <u>7526704851747119104CN=IDSign sub CA for</u> <u>Consumers 2022,OU=Certifying Authority,O=QCID Technologies Private Limited,C=IN</u>			
System Generated			
Barcode/QR Code	AAATK2287R07532661871280924fdaf2ac445161a32550fade5c5394ed54b80cc0d		
DO NOT SEND THIS ACKNOWLEDGEMENT TO CPC, BENGALURU			

K.S.SCHOOL OF ENGINEERING & MANAGEMENT
NO.15, MALLASANDRA, OFF KANAKAPURA ROAD, BENGALURU - 560 109

BALANCE SHEET AS ON 31st MARCH - 2024

LIABILITIES	SCH	AMOUNT(Rs) 31-3-2024	AMOUNT(Rs) 31-3-2023	ASSETS	SCH	AMOUNT(Rs) 31-3-2024	AMOUNT(Rs) 31-3-2023
GENERAL FUND							
Opening Balance		257,372,616	234,116,490	FIXED ASSETS:	3	133,004,744	131,508,636
Excess of Income over Ependiture		30,219,862	23,256,126				
		287,592,478	257,372,616				
LOANS & ADVANCES:	1	9,692,542	8,834,023	DEPOSITS & ADVANCES:	4	19,656,671	6,338,617
OTHER LIABILITIES:	2	4,369,186	4,104,407	CASH & BANK BALANCES:	5	148,992,791	132,463,793
TOTAL		301,654,206	270,311,046	TOTAL		301,654,206	270,311,046

SUBJECT TO OUR REPORT OF EVEN DATE


(R. RAJAGOPAL NAIDU)
PRESIDENT


(R. LEELA SHANKAR RAO)
SECRETARY


(NEERAJAKSHULU.T)
TREASURER


(M. YOGAMURTHY)
COMMITTEE AUDITOR

For L. KRISHNA MOORTHY & Co.,
CHARTERED ACCOUNTANTS
Firm Reg No: 001491





L. KRISHNA MOORTHY
Partner
Mem.No: 024772


UDIN : 24024772BRDNYT3831


K.S.SCHOOL OF ENGINEERING & MANAGEMENT
NO.15, MALLASANDRA, OFF KANAKAPURA ROAD, BENGALURU - 560 109
INCOME AND EXPENDITURE A/C FOR THE YEAR ENDING 31st MARCH - 2024

EXPENDITURE		SCH	AMOUNT (Rs.) 31-3-2024	AMOUNT (Rs.) 31-3-2023	INCOME		SCH	AMOUNT (Rs.) 31-3-2024	AMOUNT (Rs.) 31-3-2023
To	Establishment	1	94,089,380	76,495,234	By	Fee Collection	5	180,963,213	136,085,220
"	Academic Expences	2	32,590,231	15,023,926	"	Bank Interest	6	6,393,112	5,833,537
"	Adminstrative Expenses	3	15,149,141	11,280,167	"	Academic Receipts	7	2,448,246	2,897,021
"	Other Over Heads	4	832,763	963,098	"	Other Receipts	8	1,514,018	519,934
"	Depreciation		18,437,214	18,317,161					
"	Excess of Income Over Expenditure.		30,219,860	23,256,126					
			191,318,589	145,335,712				191,318,589	145,335,712


(R. RAJAGOPAL NAIDU)
PRESIDENT


(NEERAJAKSHULU.T)
TREASURER


(R. LEELA SHANKAR RAO)
SECRETARY


(M. YOGAMURTHY)
COMMITTEE AUDITOR

For L. KRISHNA MOORTHY & Co.,
CHARTERED ACCOUNTANTS
Firm Reg No:001491S



UDIN: 24024792BRDNYT3831

K.S.SCHOOL OF ENGINEERING & MANAGEMENT


NO.15, MALLASANDRA, OFF KANAKAPURA ROAD, BENGALURU - 560 109


SCHEDULES FOR INCOME AND EXPENDITURE FOR THE YEAR ENDING 31st MARCH - 2024

SCH NO	EXPENDITURE	AMOUNT(Rs) 31-3-2024	AMOUNT(Rs) 31-3-2023
1	<u>Establishment</u>		
	Salaries	89,248,761	70,490,812
	EPF Contribution	1,868,801	1,924,295
	ESIC Contribution	314,964	898,707
	Professional Tax	2,500	2,500
	Security Service	1,465,089	236,296
	Staff Gratuity	715,375	2,847,768
	Conveyance Charges	473,890	94,856
		94,089,380	76,495,234
2	<u>Academic expences</u>		
	Advertisement Charges	3,674,281	4,536,120
	COMEDK/KUPECA/AICTE Fees	635,000	352,427
	Internet charges	1,109,208	846,538
	Lab Consumables	1,136,085	442,284
	Miscellaneous expences	205,299	139,245
	Placement & Training	2,665,943	1,696,294
	Printing & stationery	2,010,527	1,414,947
	Remuneration to Visiting Staff	1,365,581	783,999
	Seminar and Conference	271,791	137,647
	Student Cultural Activities	2,830,033	841,548
	Students Merit Scholarship	325,000	507,500
	Sports & Games	292,935	657,047
	NSS Expences	355,185	
	VTU fees	11,174,690	
	Students Uniform	1,819,256	
	Vehicle maintenance	2,700,277	2,647,440
	VTU Examination Exps.	19,140	20,890
	32,590,231	15,023,926	

3	<u>Administrative expencess</u>		
	Audit fee	20,000	20,000
	Electricity Charges	6,154,333	4,177,461
	House Keeping Charges	2,385,021	651,046
	Generater Maintenance	31,514	96,237
	Insurance (Building)	73,500	88,500
	Legal Expenses	10,000	5,000
	News paper & Magazines	18,139	33,669
	Office Maintenance	144,759	63,972
	Fire/safety certificates	836,576	
	Meeting Expencess	36,016	15,024
	Postage & courier	14,632	9,208
	Repair & Maintenance	5,287,419	5,988,866
	Staff Welfare	87,669	98,300
	Telephone Charges	33,185	18,661
Travelling charges	16,378	14,223	
	15,149,141	11,280,167	
4	<u>Other Over Heads</u>		
	Bank Charges	3,298	4,373
	KSRIF Expencess	231,371	
	Garden maintance	470,680	859,425
	Pooja Expenses	127,414	99,300
	832,763	963,098	

SCH	INCOME	AMOUNT(Rs) 31-3-2024	AMOUNT(Rs) 31-3-2023
5	<u>FEES COLLECTION</u>		
	Tution Fee	180,963,213	136,085,220
		180,963,213	136,085,220
6	<u>Bank Interest</u>		
	SB Interest	552,787	326,412
	FD Interest	5,840,325	5,507,125
		6,393,112	5,833,537
7	<u>Academic Receipts</u>		
	Online Exam Amount	92,651	
	Bus Fee	2,355,595	2,897,021
		2,448,246	2,897,021
8	<u>Other Receipts</u>		
	Water Charges	28,000	34,000
	KSRIF Receipts	632,580	
	Miscellaneous Amount	853,438	485,934
		1,514,018	519,934


(R. RAJAGOPAL NAIDU)
PRESIDENT


(R. LEELA SHANKAR RAO)
SECRETARY


(NEERAJAKSHULAU.T)
TREASURER


(M. YOGAMURTHY)
COMMITTEE AUDITOR

K. S. SCHOOL OF ENGINEERING & MANAGEMENT
NO.15, MALLASANDRA, OFF KANAKAPURA ROAD, BENGALURU - 560 109
Schedules for Balance Sheet As on 31.03.2024

SL NO	AMOUNT(Rs)	AMOUNT(Rs) 31-3-2024	AMOUNT(Rs)	AMOUNT(Rs) 31-3-2023
	Loans & Advances :(LIABILITIES)			
1	<u>Security Deposit Library</u>			
	Opening Balance		4,753,000	4,753,000
2	<u>Canteen Security Deposit</u>			
	Opening Balance	400,000	300,000	
	Add: Recd. During the year	0	700,000	
		400,000	1,000,000	
	Less: Refund During the year	0	600,000	400,000
3	<u>Hostel Security Deposit</u>			
	Opening Balance	788,000	778,000	
	Add: Recd. During the year	0	10,000	
		788,000	788,000	
	Less: Refund During the year	0	0	788,000
4	<u>Student Education loan :</u>			
	Opening Balance	375,975	325,975	
	Add: Recd. During the year	0	50,000	
		375,975	375,975	
	Less: Refund During the year	0	0	375,975
5	<u>TDS(suppliers) :</u>			
	Opening Balance	0	0	
	Add: Recd. During the year	483,180	316,615	
		483,180	316,615	
	Less: paid During the year	483,180	0	0
6	<u>VTU Exam Fee</u>			
	Opening Balance	1,500,445	2,021,205	
	Recd. During the year	8,503,875	4,187,921	
		10,004,320	6,209,126	
	Less: Paid During the year	7,715,110	4,708,682	1,500,445
7	<u>VTU Exam Remuneration</u>			
	Opening Balance	761,435	688,907	
	Add : Recd. During the year	678,516	732,048	
		1,439,951	1,420,955	
	Less : Paid during the year	573,762	659,520	761,435
8	<u>R & D EEE Department</u>			
	Opening Balance		31,282	31,282
9	<u>R & D CS Department</u>			
	Opening Balance		10,944	10,944
10	<u>R & D Civil Department</u>			
	Opening Balance	148,254	248,254	
	Add: Recd. During the year	0	0	
		148,254	248,254	
	Less:Paid During the Year	0	100,000	148,254
11	<u>R & D Electronics Department</u>			
	Opening Balance		5,000	5,000
12	<u>R & D ME Department</u>			
	Opening Balance	24,689	24,689	
	Add: Recd. During the year	51,000	31,000	
		75,689	55,689	
	Less:Paid During the Year	51,000	31,000	24,689
13	<u>INTER INSTITUTIONAL BALANCE :</u>			
	<u>KS Hostel :</u>			
	Opening Balance	35,000	1,543,488	
	Add:Hostel receipts	0	35,000	
		35,000	1,578,488	
	Less:Payments During the year	35,000	0	35,000
	TOTAL		9,692,542	8,434,023

(R. RAJAGOPAL NAIDU)
PRESIDENT

(R.LEELA SHANKAR RAO)
SECRETARY

(NEERAJAKSHULU.T)
TREASURER


(M.YOGAMURTHY)
COMMITTEE AUDITOR


SCHEDULE 2


K.S.SCHOOL OF ENGINEERING & MANAGEMENT
NO.15, MALLASANDRA, OFF KANAKAPURA ROAD, BENGALURU - 560 109


Schedules for Balance Sheet As on 31.03.2024

Sl.NO		AMOUNT(Rs)	AMOUNT(Rs) 31-3-2024	AMOUNT(Rs)	AMOUNT(Rs) 31-3-2023
	Other Liabilities				
1	<u>Staff PT:</u>				
	Opening Balance	27,000		25,400	
	Add: Recd. During the year	256,000		312,800	
		283,000		338,200	
	Less: Paid During the year	258,200	24,800	311,200	27,000
2	<u>Staff Income Tax:</u>				
	Opening Balance	323,315		218,620	
	Add: Recd. During the year	3,068,305		1,702,105	
		3,391,620		1,920,725	
	Less: Paid During the year	2,816,950	574,670	1,597,410	323,315
3	<u>Staff LIC:</u>				
	Opening Balance	8,318		8,272	
	Add: Recd. During the year	111,209		96,935	
		119,527		105,207	
	Less: Paid During the year	110,159	9,368	96,889	8,318
4	<u>Outstanding Expenses:</u>				
	<u>E-Governance</u>				
	Opening Balance		2,967,525		2,967,525
5	<u>Students Schofarship</u>				
	Opening Balance	405,815		583,220	
	Received during the year	-		-	
		405,815		583,220	
	Less: Paid During the year	-	405,815	177,405	405,815
6	<u>Audit Fee Payable</u>				
	Opening Balance	20,000		20,000	
	Add: During the year	20,000		20,000	
		40,000		40,000	
	Less: Paid During the year	20,000	20,000	20,000	20,000
7	<u>ESIC Payable</u>				
	Opening Balance	29,134		25,443	
	Add: Employees Contribution	74,382		57,527	
		103,516		82,970	
	Add : MGT.. Contribution	314,964		898,707	
		418,480		981,677	
	Less : Paid During the year	384,301	34,179	952,543	29,134
8	<u>EPF Payable</u>				
	Opening Balance	323,300		322,376	
	Add: Employees Contribution	1,779,587		1,696,437	
		2,102,887		2,018,813	
	Add : MGT.. Contribution	1,868,801		1,924,295	
		3,971,688		3,943,108	
	Less : Paid During the year	3,638,858	332,830	3,619,808	323,300
	Total		4,369,186		4,104,407


(R. RAJAGOPAL NAIDU)
PRESIDENT


(R. LEELA SHANKAR RAO)
SECRETARY


(NEERAJAKSHULU T)
TREASURER



(M. YOGAMURTHY)
COMMITTEE AUDITOR

K.S.SCHOOL OF ENGINEERING & MANAGEMENT
NO.15, MALLASANDRA, OFF KANAKAPURA ROAD, BENGALURU - 560 109
SCHEDULE FOR FIXED ASSETS AS ON 31st MARCH - 2024

Name of the assets	WDV AS ON 01-04-2023	Additions		Total(Rs)	Sale/Adj	Total(Rs)	Depn. Rate %	Depn. Value	WDV as on 31-03-2024
		01-04-2022 to 30-09-2023	01-10-2022 to 31-03-2024						
Buildings	34,363,323			34,363,323		34,363,323	10	3,436,332	30,926,991
Buildings(KS)	54,412,981			54,412,981		54,412,981	10	5,441,298	48,971,683
Out Door Stadium	6,401,449			6,401,449		6,401,449	10	640,145	5,761,304
KSSA Auditorium	95,177,753			95,177,753		95,177,753	10	9,517,775	85,659,978
(Under Constuction)									
Furniture & Fixtures	8,362,807	617,955	616,965	616,965		616,965	-		616,965
Borewell	711,568		3,204,342	12,185,104		12,185,104	10	1,058,293	11,126,811
Electrical Equipments	331,959			711,568		711,568	10	71,157	640,411
	9,406,334	617,955	3,821,307	13,845,596		13,845,596	10	33,196	298,763
	104,584,087	617,955	3,821,307	109,023,349		109,023,349		1,162,646	12,682,950
College Equipments								10,680,421	98,342,928
Generator	31,143			31,143		31,143	15	4,671	26,472
Kitchen Equipment	189,689			189,689		189,689	15	28,453	161,236
Hostel Equipments	957,528			957,528		957,528	15	143,629	813,899
Office Equipments	4,871,305	3,131,626	932,760	8,935,691		8,935,691	15	1,270,397	7,665,294
	6,049,665	3,131,626	932,760	10,114,051		10,114,051	15	1,447,151	8,666,900
Lab equipments:									
Chemistry lab	238,635			238,635		238,635	15	35,795	202,840
Physlcs lab	441,540	9,532		451,072		451,072	15	67,661	383,411
AI & DS Lab	1,848,802	9,552	5,740,251	7,598,605		7,598,605	15	709,272	6,889,333
CS&BS Lab			2,009,915	2,009,915		2,009,915	15	150,744	1,859,171
Mechanical lab	2,130,946			2,130,946		2,130,946	15	319,642	1,811,304
MBA dept	1,034,477	3,184		1,037,661		1,037,661	15	155,649	882,012
EEE Lab	2,894,344			2,894,344		2,894,344	15	434,152	2,460,192
Civil Lab	3,016,218	9,552	436,616	3,462,386		3,462,386	15	486,612	2,975,774
Electronics Lab	1,539,179	14,328	783,032	2,336,539		2,336,539	15	291,753	2,044,786
	13,144,141	46,148	8,969,814	22,160,103		22,160,103	15	2,651,279	19,508,824
Maruthi Van	32,643			32,643	32,643	-			
	19,226,449	3,177,774	9,902,574	32,306,797		32,274,154	15	4,098,430	28,175,724
BUSSES	1,756,753			1,756,753	120,000	1,636,753	30	527,026	1,109,727
Library books	1,002,573	158,981	479,490	1,641,044		1,641,044	40	560,520	1,080,524
Computer Lab	4,938,772	1,048,656	879,230	6,866,658		6,866,658	40	2,570,817	4,295,842
	5,941,345	1,207,637	1,358,720	8,507,702		8,507,702	40	3,131,337	5,376,366
Total:	131,508,634	5,003,366	15,082,601	151,594,601	152,643	151,441,958		18,437,214	133,004,744

Note: Depreciation is calculated on the Assets aquired on after 01.10.2023 at 50% of the normal rate of depreciation applicable


 (R. RAJAGOPAL NAIDU)
 PRESIDENT


 (R. LEELA SHANKAR RAO)
 SECRETARY


 (NEERAJAKSHULU T)
 TREASURER



 (M. YOGAMURTHY)
 COMMITTEE AUDITOR

For L. KRISHNA MOORTHY & Co.,
 CHARTERED ACCOUNTANTS
 Firm Reg No:001491S
 Bangalore
 25.09.24
 L. KRISHNA MOORTHY
 Partner
 Mem. No:024772

K.S.SCHOOL OF ENGINEERING & MANAGEMENT
NO.15, MALLASANDRA, OFF KANAKAPURA ROAD, BENGALURU - 560 109

Schedules for Balance Sheet As on 31.03.2024

SL NO	DEPOSITS & ADVANCES	AMOUNT(Rs)	AMOUNT(Rs) 31-3-2024	AMOUNT(Rs)	AMOUNT(Rs) 31-3-2023
1	<u>LPG Deposit:</u>				
	Opening Balance		1,500		1,500
2	<u>BESCOM Deposit :</u>				
	Opening Balance		210,790		210,790
3	<u>TDS (Receivables)</u>				
	Opening Balance	2,588,502		1,975,916	
	Add:TDS During the year	<u>918,054</u>	3,506,556	<u>612,586</u>	2,588,502
4	<u>INTER INSTITUTIONAL BALANCE :</u>				
	<u>(A) KS School Of Architecture :</u>				
	Paid during the year(EPF)	157,432		144,755	
	Recd., during The Year	<u>157,432</u>	0	<u>144,755</u>	Nil
	Paid during the year(ESIC)	5,012		14,318	
	Recd., during The Year	<u>5,012</u>	0	<u>14,318</u>	Nil
	Amount Paid during the year			2,500,000	
	Amount Recd., during The Year			<u>2,500,000</u>	Nil
	<u>(B) KS PUC :</u>				
	Paid during the year(EPF)	15,368			
	Recd., during The Year	<u>15,368</u>	0		
	<u>(C) Kammavari Sangham</u>				
	Opening Balance	3,437,825		937,825	
	Paid during the year	<u>17,500,000</u>		<u>2,500,000</u>	3,437,825
		20,937,825			
	Recd., during The Year	<u>5,000,000</u>	15,937,825		
	<u>(D) KS Hostels</u>				
	Amount Paid during the year	100,000			100,000
	Amount Recd., during The Year	<u>100,000</u>	0		
	Total		19,656,671		6,338,617



(R.RAJAGOPAL NAIDU)
PRESIDENT



(R.LEELA SHANKAR RAO)
SECRETARY



(NEERAJAKSHULU.T)
TREASURER



(M.YOGAMURTHY)
COMMITTEE AUDIT

SCHEDULE : 5

K.S.SCHOOL OF ENGINEERING & MANAGEMENT
NO.15, MALLASANDRA, OFF KANAKAPURA ROAD, BENGALURU - 560 109

Schedules for Balance Sheet As on 31.03.2024

Cash & Bank Balances	AMOUNT(Rs)	AMOUNT(Rs) 31-3-2024	AMOUNT(Rs)	AMOUNT(Rs) 31-3-2023
Cash Balances:				
Cash on Hand		26,113		61,889
Bank Balances:				
Union Bank(8203)	623,266		510,347	
Union Bank (2966)	220,419		214,461	
Axis Bank(786)	134,740		115,031	
Axis Bank(1116)	1,812,789	2,791,214	1,516,648	2,356,487
Fixed Deposit (Axis Bank)				
Opening Balance	106,447,833		72,977,939	
Add : During the year FD Made	90,000,000		128,000,000	
	196,447,833		200,977,939	
Add : Accrued Interest for the Year	2,532,687		1,447,833	
	198,980,520		202,425,772	
Less :FD Matured During the year	97,956,809	101,023,711	95,977,939	106,447,833
Fixed Deposit (Union Bank)				
Opening Balance	23,597,584		22,639,321	
Add : During the year FD Made	20,000,000		-	
	43,597,584		22,639,321	
Add : Accrued Interest for the Year	1,554,169	45,151,753	958,263	23,597,584
TOTAL		148,992,791		132,463,793

(R.RAJAGOPAL NAIDU)
PRESIDENT

(R.LEELA SHANKAR RAO)
SECRETARY

(NEERAJAKSHULU T.)
TREASURER


(M.YOGAMURTHY)
COMMITTEE AUDITOR

K.S.SCHOOL OF ENGINEERING & MANAGEMENT
RECEIPTS & PAYMENTS FOR THE YEAR ENDING 31st MARCH 2024


RECEIPTS	AMOUNT(Rs)	AMOUNT(Rs) 31-3-2024	AMOUNT(Rs)	AMOUNT(Rs) 31-3-2023	PAYMENTS	AMOUNT(Rs)	AMOUNT(Rs) 31-3-2024	AMOUNT(Rs)	AMOUNT(Rs) 31-3-2023
OPENING BALANCE:									
Cash		61,889		48,078	Salaries to staff		89,273,338		70,617,717
Union Bank(8203)	510,347			382,787	Canteen SD				600,000
Union Bank(2966)	214,461			208,535	EPF Paid	3,811,658			3,764,563
Axis Bank(786)	115,031				ESIC Paid	389,313			966,861
Axis Bank(1116)	1,516,648	2,356,487		11,918,177	KSCST Project	51,000			
Fee Collection	162,175,219		122,164,942		Staff Gratuly	715,375			2,847,768
CET/COMED K Fee Collection	21,265,588		16,990,228		Professional Tax	2,500			2,500
Ph.D Students fee	36,000	183,476,807	63,000	139,218,170	Conveyance Charges	473,890			94,856
Hostel Fees Collection				35,000	Admlsion Promotion exp	171,744			290,788
Bank Interest		552,787		326,412	Advertisement charges	3,502,537			4,245,332
Bus Fee Collection		1,597,130		2,298,000	Bořewell motor				38,115
Staff Bus Fee Collection		758,465		599,021	NAAC Expences				
Hostel SD				10,000	AICTE Expences	554,000			250,000
Canteen SD				700,000	CET(KEA)/COMEd-K	81,000			89,000
Electricity Charges	45,479			66,555	Student Cultural Activities	2,979,003			879,548
Fixed Deposit	97,956,809			95,977,939	Internet Charges	691,468			607,938
F.D Interest	924,083			2,550,315	<u>Consumables:</u>				
FD Accrued Interest	4,916,242			2,956,809	AI & DS Dept			71,393	
Miscellaneous Income	853,438			485,934	Chemlstry Lab			34,372	
News Paper				1,387	Civil Lab	27,788		52,748	
Online Exam Income	92,651				CSE Lab	137,600		111,160	
<u>Research & Development</u>					Electronic Lab	919,316		133,243	
Mechanical Dept.				31,000	Mechanic Lab	51,381	1,136,085	39,368	442,284
EPF Received	1,794,955			1,696,437	Library		638,471		362,900
ESIC Received	74,382			57,527	Miscellaneous Expenses		205,299		139,245
Staff Income Tax	3,068,305			1,702,105	Placement Training		2,717,737		1,696,294
Staff LIC	111,209			96,935	Prinling & Stationary		2,010,527		1,414,947
Staff PT	256,000			312,800	Honororium		180,381		105,099
Students Excess Fees				50,000	<u>Research & Development</u>				
Seminors & Conference	437,244			249,700	Mechanical Dept.			31,000	
TDS (Suppliers)	483,180			316,615	CIVIL Dept			100,000	131,000
KSSA	162,444			2,659,073	Vehicle Purchase				
VTU Examination Fee	8,503,875			4,187,921	Vehicle fuel	2,137,607		2,236,278	
Remuneration to Examiners (VTU)	678,516			732,048	Vehicle Insurance	150,762		164,258	
Repairs & Maintenance				45,680	Vehicle repairs	264,273		187,951	
Vehicle (Bus)		120,000			Vehicle Maintenance	125,231	2,677,873	88,363	2,676,850
					Seminor & conference		312,060		289,061

VTU & Other Fee									
Water expences		28,000		1,012,375	Audit Fee		20,000		20,000
Salaries recovered		24,577		34,000	Electrical Maintaince		152,004		
Student Group Insurance		61,180		126,905	Electricity Charges		6,047,808		4,244,016
Sports & Games				150,995	House Keeping Charges		2,385,021		651,046
Student Cultural Activities		148,970		145,000	Faculty Development programme		396,975		98,286
Vehicle Insurance Recovered				38,000	United India Insurance (Building)		88,500		88,500
Vehicle Insurance		10,239		29,410	News Paper & Magazines		18,139		35,056
Student Uniform				435,739	Office Maintenance		1,001,335		63,972
KSIT LOAN		3,000,000			Legal Expences		10,000		5,000
KS LOAN		5,000,000			Meeting expences		36,016		15,024
KSRIF consultancy fees		35,400			Postage & Courier		14,632		9,208
KSRIF Registration Fees		489,580			Repairs & Maintenance		5,287,419		6,034,546
KSRIF Sponcership		143,000			Security Service		1,465,089		236,296
Hostel Expences		100,000			Students Merit Scholarship		325,000		507,500
Office Maintenance		20,000			Staff Welfare		87,669		98,300
Placement Training		51,794			Telephone Charges		33,185		18,661
Building Insurance recovered		15,000			Travelling Charges		16,378		14,223
KSCST Project		51,000			Bank Charges		3,298		4,373
					Garden Maintenance		470,680		859,425
					Generater maintenancae		31,514		96,237
					Pooja Expenses		127,414		99,300
					FD Accrued Interest		4,086,856		2,406,096
					KSSA AUDITORIUM		616,965		
					ISTE Expences				13,427
					EQUIPMENTS:				
					AI & DS Dept	5,749,803		1,998,705	
					Applied Science	9,532		386,171	
					CSE DEPT	1,927,886		7,050,416	
					EEE DEPT			103,995	
					ECE DEPT	797,360		403,860	
					MBA Dept	3,184		193,495	
					CV Dept	446,168		156,502	
					Mechanical Dept.			113,242	
					CSBS Dept	2,009,915			
					Office equipments	4,064,386	15,008,234	967,646	11,374,032
					Furniture & Fixtures		3,822,297		333,527
					Fixed Deposit		110,000,000		128,000,000
					KS LOAN		17,500,000		2,500,000
					KSSA		162,444		2,500,000
					KS Hostel		35,000		1,543,488
					KS PUC		15,368		
					KSIT LOAN		3,000,000.00		

				Remuneration to Examiners (VTU)		573,762		659,520
				Remuneration to visiting faculty		1,185,200		678,900
				KSRIF consultancy Fees		35,400		
				KSRIF Expences		231,371		
				Staff Income Tax		2,816,950		1,597,410
				Staff LIC		110,159		96,889
				Staff PT		258,200		311,200
				Student Group Insurance		61,180		150,995
				Student Scholarship				177,405
				TDS (Suppliers)		483,180		316,615
				VTU Examination Fee		7,715,110		4,708,682
				VTU & Other Fee		11,174,690		1,012,375
				Student Uniform		1,819,256		435,739
				College website		417,740		238,600
				Fees Refund		2,335,780		3,132,950
				Hostel Expences				100,000
				VTU Exam expences		19,140		20,890
				NSS Expences		355,185		
				Sports & Games		292,935		802,047
				<u>TDS</u>				
				VTU Exam Remuneration		81,151		59,941
				BESCOM(Electricity Charges)		1,932		1,932
				FD Interest		829,386		550,713
				KSRIF		3,400		
				Online Exam		2,185		
				<u>Closing Balance:</u>				
				Cash on Hand		26,113		61,889
				Union Bank(8203)	623,266		510,347	
				Union Bank (2006)	220,419		214,461	
				Axis Bank(786)	134,740		115,031	
				Axis Bank(1116)	1,812,789	2,791,213	1,516,648	2,356,487
		318,461,117		271,893,383				
						318,461,117		271,893,383


(R. RAJAGOPAL NAIDU)
PRESIDENT


(NEERAJAKSHULU T)
TREASURER


(R. LEELA SHANKAR RAO)
SECRETARY


(M. YOGAMURTHY)
COMMITTEE AUDITOR

For L. KRISHNA MOORTHY & Co.
CHARTERED ACCOUNTANTS
Firm Reg No:001491S


L. KRISHNA MOORTHY
Partner
Mem. No:024772