

I have examined the balance sheet of KAMAVARI SANGHAM, AAATK2287R [name and PAN of the trust or institution] as at 31/03/2017 and the Profit and loss account for the year ended on that date which are in agreement with the books of account maintained by the said trust or institution.

I have obtained all the information and explanations which to the best of my knowledge and belief were necessary for the purposes of the audit. In my opinion, proper books of account have been kept by the head office and the branches of the abovenamed trust visited by me so far as appears from my examination of the books, and proper Returns adequate for the purposes of audit have been received from branches not visited by me, subject to the comments given below:

In my opinion and to the best of my information, and according to information given to me, the said accounts give a true and fair view-

(i) in the case of the balance sheet, of the state of affairs of the above named trust as at 31/03/2017 and

(ii) in the case of the profit and loss account, of the profit or loss of its accounting year ending on 31/03/2017


The prescribed particulars are annexed hereto.

Place BANGALORE
Date 31/10/2017

Name
Membership Number
FRN (Firm Registration Number)
Address

G. Doraswamy Naidu
G DORASWAMY NAIDU
009072

NO 113 4TH MAIN 11TH CRO
SS MALLESWARAM BANGA
LORE 56003



ANNEXURE

Statement of particulars

I. APPLICATION OF INCOME FOR CHARITABLE OR RELIGIOUS PURPOSES

| | | |
|-----|--|----------------------------------|
| 1. | Amount of income of the previous year applied to charitable or religious purposes in India during that year (₹) | 225214807 |
| 2. | Whether the trust has exercised the option under clause (2) of the Explanation to section 11(1)? If so, the details of the amount of income deemed to have been applied to charitable or religious purposes in India during the previous year (₹) | No |
| 3. | Amount of income accumulated or set apart for application to charitable or religious purposes, to the extent it does not exceed 15 per cent of the income derived from property held under trust wholly for such purposes. (₹) | 21553726 |
| 4. | Amount of income eligible for exemption under section 11(1)(c) (Give details) | No |
| 5. | Amount of income, in addition to the amount referred to in item 3 above, accumulated or set apart for specified purposes under section 11(2) (₹) | 45500000 |
| 6. | Whether the amount of income mentioned in item 5 above has been invested or deposited in the manner laid down in section 11(2)(b)? If so, the details thereof. | Yes DEPOSIT IN SCHEDULE BANKS |
| 7. | Whether any part of the income in respect of which an option was exercised under clause (2) of the Explanation to section 11(1) in any earlier year is deemed to be income of the previous year under section 11(1B)? If so, the details thereof (₹) | No |
| 8. | Whether, during the previous year, any part of income accumulated or set apart for specified purposes under section 11(2) in any earlier year- | |
| (a) | has been applied for purposes other than charitable or religious purposes or has ceased to be accumulated or set apart for application thereto, or | No |
| (b) | has ceased to remain invested in any security referred to in section 11(2)(b)(i) or deposited in any account referred to in section 11(2)(b)(ii) or section 11(2)(b)(iii), or | No |
| (c) | has not been utilised for purposes for which it was accumulated or set apart during the period for which | No |

it was to be accumulated or set apart, or in the year immediately following the expiry thereof? If so, the details thereof

II. APPLICATION OR USE OF INCOME OR PROPERTY FOR THE BENEFIT OF PERSONS REFERRED TO IN SECTION 13(3)

| | | |
|----|---|----|
| 1. | Whether any part of the income or property of the trust was lent, or continues to be lent, in the previous year to any person referred to in section 13(3) (hereinafter referred to in this Annexure as such person)? If so, give details of the amount, rate of interest charged and the nature of security, if any. | No |
| 2. | Whether any part of the income or property of the trust was made, or continued to be made, available for the use of any such person during the previous year? If so, give details of the property and the amount of rent or compensation charged, if any. | No |
| 3. | Whether any payment was made to any such person during the previous year by way of salary, allowance or otherwise? If so, give details | No |
| 4. | Whether the services of the trust were made available to any such person during the previous year? If so, give details thereof together with remuneration or compensation received, if any | No |
| 5. | Whether any share, security or other property was purchased by or on behalf of the trust during the previous year from any such person? If so, give details thereof together with the consideration paid | No |
| 6. | Whether any share, security or other property was sold by or on behalf of the trust during the previous year to any such person? If so, give details thereof together with the consideration received | No |
| 7. | Whether any income or property of the trust was diverted during the previous year in favour of any such person? If so, give details thereof together with the amount of income or value of property so diverted | No |
| 8. | Whether the income or property of the trust was used or applied during the previous year for the benefit of any such person in any other manner? If so, give details | No |

III. INVESTMENTS HELD AT ANY TIME DURING THE PREVIOUS YEAR(S) IN CONCERNS IN WHICH PERSONS REFERRED TO IN SECTION 13(3) HAVE A SUBSTANTIAL INTEREST


| S. No | Name and address of the concern | Where the concern is a company, number and class of shares held | Nominal value of the investment(₹) | Income from the investment(₹) | Whether the amount in col. 4 exceeded 5 per cent of the capital of the concern during the previous year-say, Yes/No |
|--------------|---------------------------------|---|------------------------------------|-------------------------------|---|
| Total | | | | | |

Place BANGALORE
Date 31/10/2017

Name
Membership Number
FRN (Firm Registration Number)
Address

G. Doraswamy Naidu
G DORASWAMY NAIDU
009072

**NO 113 4TH MAIN 11TH CROSS
SS MALLESWARAM BANGA
LORE 56003**



| | |
|---------------------|----------|
| Form Filing Details | |
| Revision/Original | Original |

K.S. SCHOOL OF ENGINEERING & MANAGEMENT
NO.15, MALLASANDRA, OFF KANAKAPURA ROAD, BENGALURU - 560 109

BALANCE SHEET AS ON 31ST MARCH - 2017

| LIABILITIES | | AMOUNT | ASSETS | | AMOUNT |
|--------------------------------------|---------------|-----------------------|--------------------------------------|---------------|-----------------------|
| GENERAL FUND | | | FIXED ASSETS | | |
| Opening Balance | 76,431,635.95 | | As per Schedule A | 82,365,039.35 | |
| Excess of Income over | | | DEPOSITS & ADVANCES: | | |
| Ependiture | 40,604,139.65 | 117,035,775.60 | As per Schedule - B | 1,500.00 | |
| | | | Deposits | 1,040,742.00 | |
| | | | TDS | | |
| INTER INSTITUTIONAL BALANCES: | | | INTER INSTITUTIONAL BALANCES: | | |
| As per Schedule - D | | 6,431,406.00 | As per Schedule - B | 21,476,934.00 | |
| LOANS & ADVANCES: | | | CASH & BANK BALANCES: | | |
| As per Schedule - D | | 9,321,848.00 | As per Schedule - C | 27,904,814.25 | |
| TOTAL | | 132,789,029.60 | TOTAL | | 132,789,029.60 |

Subject to my report of even date


(Signature)
 (D. RUKMANGADA)
 TREASURER

(Signature)
 (L. KRISHNAMURTHI)
 COMMITTEE AUDITOR

(Signature)
 (K. VENKATESH NAIDU)
 SECRETARY

(Signature)
 (Y. RAMACHANDRA NAIDU)
 PRESIDENT

(Signature)
 (G. DORASWAMI NAIDU)
 CHARTERED ACCOUNTANT

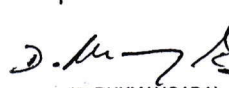



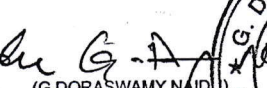


K.S.SCHOOL OF ENGINEERING & MANAGEMENT

NO.15, MALLASANDRA, OFF KANAKAPURA ROAD, BENGALURU - 560 109


INCOME AND EXPENDITURE AS ON 31st MARCH - 2017

| EXPENDITURE | | AMOUNT | INCOME | | AMOUNT |
|-------------|--------------------------------------|-----------------------|--------|----------------------------------|-----------------------|
| To | Salaries | 64,278,406.00 | By | Fee collection | 120,900,955.00 |
| " | Advertisement | 567,343.00 | " | | |
| " | Conveyance Charges | 87,674.00 | " | Staff Bus Fee | 783,051.00 |
| " | Electricity Charges | 1,843,429.00 | " | Students Bus Fee | 4,784,000.00 |
| " | Repair & Maintenance | 371,896.00 | " | Bank Interest (SB A/c) | 702,930.00 |
| " | Staff EPF | 2,828,900.00 | " | Miscellaneous Income | 495,087.00 |
| " | Staff ESIC | 323,538.00 | " | FD Interest | 2,218,417.00 |
| " | Staff Welfare | 22,777.00 | " | Placement Training | 3,942,800.00 |
| " | Telephone Charges | 446,482.25 | " | LESS:Paid During The | <u>1,045,228.00</u> |
| " | Audit fees | 10,000.00 | " | Year | |
| " | Bank Charges | 1,792.50 | " | Students Uniforms & T- Shirts | 716,925.00 |
| " | Axis Bank Loan Interest | 3,232,723.00 | " | LESS:Paid During The | <u>697,878.00</u> |
| " | COMEDK/KUPECA/AICTE | 183,891.00 | " | Year | |
| " | Consumables (LAB) | 278,055.00 | " | Online exam Income | 800,208.00 |
| " | Generator Maintenance | 30,152.00 | " | | |
| " | House Keeping-Charges | 1,001,063.00 | " | Seminor & Conference | 200,300.00 |
| " | Internet charges | 458,044.00 | " | Students Cultural Progra | 1,425,686.00 |
| " | News paper & magazines | 13,631.00 | " | LESS:Paid During The | <u>983,685.00</u> |
| " | Office Maintenance | 163,164.00 | " | Year | |
| " | Faculty Developme | 62,865.00 | " | Consumables | 366,728.00 |
| " | Less: collection | <u>50,365.00</u> | " | Sports & Games | 1,256,800.00 |
| " | Postage & Courier | 19,377.00 | " | LESS:Paid During The | <u>356,263.00</u> |
| " | Pooja Expenses | 102,060.00 | " | Year | |
| " | Printing & Stationery | 1,116,538.00 | " | | |
| " | PT Annual fee | 2,500.00 | " | | |
| " | Remuneration to Visiting Staff | 569,000.00 | " | | |
| " | Seminor & Conference | 239,376.00 | " | | |
| " | Security Service | 1,363,736.00 | " | | |
| " | Meeting Expenses | 58,384.00 | " | | |
| " | Travelling charges | 6,561.00 | " | | |
| " | vehicle maintenance | 2,758,900.00 | " | | |
| " | VTU Examination. Exps. | 183,796.00 | " | | |
| " | VTU & Other Fee | 2,843,715.00 | " | | |
| " | Less: collection | <u>2,743,335.00</u> | " | | |
| " | Water expenses | 6,100.00 | " | | |
| " | Less: collection | <u>4,000.00</u> | " | | |
| " | Legal Expenses | 30,000.00 | " | | |
| " | Insurance (Building) | 163,064.00 | " | | |
| " | Miscellaneous Expenditure | 52,050.00 | " | | |
| " | Depriciation | 11,983,410.60 | " | | |
| " | Excess of Income over Expenditure | 40,604,139.65 | " | | |
| " | TOTAL | 135,510,833.00 | " | TOTAL | 135,510,833.00 |

(D. RUKMANGADA) (L. KRISHNAMURTHY) (K. VENKATESH NAIDU) (Y. RAMACHANDRA NAIDU) (G.DORASWAMY NAIDU)

TREASURER COMMITTEE AUDITOR SECRETARY PRESIDENT CHARTERED ACCOUNTANT



SCHEDULE-A

K.S.SCHOOL OF ENGINEERING & MANAGEMENT

NO.15, MALLASANDRA, OFF KANAKAPURA ROAD, BENGALURU - 560 109

SCHEDULE FOR DEPRECIATION AS ON 31ST MARCH - 2017

| Name of the assets | WDV AS ON 01-04-2016 | Additions | | | Total | Sale | Total | Depn. Rate % | Depn. Value | WDV as on 31-03 2017 |
|-----------------------|-------------------------|--------------------------|--------------------------|---------------|---------------|------|---------------|-----------------|-------------|-------------------------|
| | | 01-04-2016 to 30-09-2016 | 01-10-2016 to 31-03-2017 | 03-2017 | | | | | | |
| Building | 29,608,498.00 | 85,600.00 | | | 29,694,098.00 | | 29,694,098.00 | 10% | 2,969,410 | 26,724,688 |
| Indoor Auditorium | | 5,360,000.00 | | | 5,360,000.00 | | 5,360,000.00 | 10% | 536,000 | 4,824,000 |
| Borewell | 1,302,240.00 | 226,910.00 | | | 1,529,150.00 | | 1,529,150.00 | 15% | 229,373 | 1,299,778 |
| Furniture & Fixtures | 16,128,235.00 | 220,000.00 | | | 16,720,932.00 | | 16,720,932.00 | 10% | 1,653,458 | 15,067,474 |
| Electrical Equipments | 768,238.00 | 55,631.00 | | 372,697.00 | 823,869.00 | | 823,869.00 | 15% | 123,580 | 700,289 |
| Computer Lab | 1,075,519.00 | | | 69,516.00 | 1,145,035.00 | | 1,145,035.00 | 40% | 444,111 | 700,924 |
| Office Equipments | 3,180,543.00 | | | 218,860.00 | 3,671,749.00 | | 3,671,749.00 | 15% | 534,348 | 3,137,401 |
| Generator | 97,148.00 | | | | 97,148.00 | | 97,148.00 | 15% | 14,572 | 82,576 |
| Chemistry lab | 237,208.00 | | | | 237,208.00 | | 237,208.00 | 15% | 35,581 | 201,627 |
| Physics lab | 316,862.00 | | | | 316,862.00 | | 316,862.00 | 15% | 47,529 | 269,333 |
| Mechanical lab | 5,551,401.00 | | | | 5,551,401.00 | | 5,551,401.00 | 15% | 832,710 | 4,718,691 |
| EEE Lab | 8,410,402.00 | 247,807.00 | | | 8,658,209.00 | | 8,658,209.00 | 15% | 1,298,731 | 7,359,478 |
| Civil Lab | 8,694,069.00 | 22,337.00 | | | 8,716,406.00 | | 8,716,406.00 | 15% | 1,307,461 | 7,408,945 |
| Electronics Lab | 3,161,379.00 | | | | 3,161,379.00 | | 3,161,379.00 | 15% | 474,207 | 2,687,172 |
| Kitchen Equipment | 591,706.00 | | | | 591,706.00 | | 591,706.00 | 15% | 88,756 | 502,950 |
| Vehicle | 414,021.00 | 820,000.00 | | | 1,234,021.00 | | 1,234,021.00 | 30% | 370,206 | 863,815 |
| Library books | 6,677,302.00 | 26,614.00 | | 33,530.00 | 6,737,446.00 | | 6,737,446.00 | 15% | 1,008,102 | 5,729,344 |
| Maruthi Van | 101,831.00 | | | | 101,831.00 | | 101,831.00 | 15% | 15,275 | 86,556 |
| Total: | 86,316,602.00 | 7,337,245.00 | 694,603.00 | 94,348,450.00 | 94,348,450.00 | 0.00 | 94,348,450.00 | | 11,983,411 | 82,365,039 |

Note: Depreciation is calculated on the Assets acquired on after 01.10.2016 at 50% of the normal rate of depreciation applicable

(D. RUKMANGADA)
TREASURER

(L. KRISHNAMURTHY)
COMMITTEE AUDITOR

(K. VENKATESH NAIDU)
SECRETARY

(Y. RAMACHANDRA NAIDU)
PRESIDENT

(G.DORASWAMY NAIDU)
CHARTERED ACCOUNTANT



K.S.SCHOOL OF ENGINEERING & MANAGEMENT
NO.15, MALLASANDRA, OFF KANAKAPURA ROAD, BENGALURU - 560 109

Schedule for Balance Sheet As on 31.03.2017

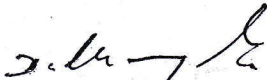
| <u>DEPOSITS</u> | | <u>Amount</u> |
|--------------------------------------|----------------------|----------------------|
| <u>LPG Deposit</u> | | |
| Opening Balance | | 1,500.00 |
| | | <u>1,500.00</u> |
| <u>TDS (Receivables)</u> | | |
| Opening Balance | 701,069.00 | |
| Add:TDS During the year | 339,673.00 | 1,040,742.00 |
| | | <u>1,040,742.00</u> |
| <u>INTER INSTITUTIONAL BALANCE :</u> | | |
| (A) KS School Of Architecture OB: | 1,634,694.00 | |
| ADD: STAFF EPF PAID | 85,368.00 | |
| | | 1,720,062.00 |
| <u>(B) Kammavari Sangham</u> | | |
| Opening Balance | -22,610,405.00 | |
| Add:Payments During the year | 45,600,000.00 | |
| | 22,989,595.00 | |
| Less: Axis Bank Loan Interest | <u>-3,232,723.00</u> | 19,756,872.00 |
| Total | | <u>21,476,934.00</u> |

Employees Provident Fund A/C:


| | |
|--|---------------------|
| Opening Balance | 465,091.00 |
| Add: Recd. During the year | <u>2,508,596.00</u> |
| | 2,973,687.00 |
| Add : EPF Management Contribution For the Year | <u>2,828,900.00</u> |
| | 5,802,587.00 |
| Less : Paid During the year | <u>5,316,184.00</u> |
| Total Outstanding to be paid | <u>486,403.00</u> |


Staff ESIC A/C:

| | |
|---|-------------------|
| Opening Balance | 37,375.00 |
| Add: Recd. During the year | <u>119,424.00</u> |
| | 156,799.00 |
| Add : ESIC Management Contribution For the Year | <u>323,538.00</u> |
| | 480,337.00 |
| Less : Paid During the year | <u>441,503.00</u> |
| Total Outstanding to be paid | <u>38,834.00</u> |


(D. RUKMANGADA)
TREASURER


(L. KRISHNAMURTHY)
COMMITTEE AUDITOR


(K. VENKATESH NAIDU)
SECRETARY

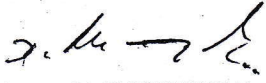

(Y. RAMACHANDRA NAIDU)
PRESIDENT


SCHEDULE : C


K.S.SCHOOL OF ENGINEERING & MANAGEMENT
NO.15, MALLASANDRA, OFF KANAKAPURA ROAD, BENGALURU - 560 109


Schedule for Balance Sheet As on 31.03.2017

| | | |
|-------------------------------------|---------------|---------------|
| <u>Cash Balances:</u> | | |
| Cash on Hand | | 41,282.00 |
| <u>Bank Balances:</u> | | |
| Andhra Bank(8203) | 1,021,757.00 | |
| Andhra Bank (2966) | 177,799.00 | |
| Axis Bank(1116) | 6,290,270.25 | 7,489,826.25 |
| <u>Fixed Deposit</u> | | |
| AXIS BANK : Opening Balance | 18,884,885.00 | |
| Add : During the year FD Made | 45,500,000.00 | |
| | 64,384,885.00 | |
| Add : Accrued Interest for the year | 873,706.00 | |
| | 65,258,591.00 | 20,373,706.00 |
| Less :FD Metured During the year | 44,884,885.00 | 27,904,814.25 |


(D. RUKMANGADA)
TREASURER


(L. KRISHNAMURTHY)
COMMITTEE AUDITOR


(K. VENKATESH NAIDU)
SECRETARY

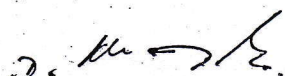

(Y. RAMACHANDRA NAIDU)
PRESIDENT


K.S.SCHOOL OF ENGINEERING & MANAGEMENT
NO.15, MALLASANDRA, OFF KANAKAPURA ROAD, BENGALURU - 560 109


Schedule for Balance Sheet As on 31.03.2017


| <u>INTER INSTITUTIONAL BALANCE :</u> | | <u>Amount</u> |
|---|---------------------|---------------------|
| <u>(A) K.S. Institute of Technology</u> | | |
| Opening Balance | | 5,431,406.00 |
| <u>(B) K.S.Polytechnic</u> | | |
| Opening Balance | | 1,000,000.00 |
| | | <u>6,431,406.00</u> |
| <u>Loans & Advances :</u> | | |
| <u>Security Deposit Library</u> | | |
| Opening Balance | 3,283,000.00 | |
| Add: Recd. During the year | <u>768,000.00</u> | 4,051,000.00 |
| <u>Student Security Deposit</u> | | |
| Opening Balance | 405,815.00 | |
| Add: Recd. During the year | <u>428,460.00</u> | |
| | 834,275.00 | |
| Less: Refund During the year | <u>601,700.00</u> | 232,575.00 |
| <u>VTU Exam Fee</u> | | |
| Opening Balance | 330,245.00 | |
| Recd. During the year | <u>3,570,375.00</u> | |
| | 3,900,620.00 | |
| Less: Paid During the year | <u>3,505,105.00</u> | 395,515.00 |
| <u>VTU Exam Remunaretion</u> | | |
| Opening Balance | 140,505.00 | |
| Add : Recd.During the year | <u>1,008,999.00</u> | |
| | 1,149,504.00 | |
| Less : Paid during the year | <u>899,094.00</u> | 250,410.00 |
| <u>R & D EEE Depatment</u> | | |
| Opening Balance | | 31,282.00 |
| <u>R & D CS Department</u> | | |
| Opening Balance | 7,944.00 | |
| Add: Recd. During the year | <u>3,000.00</u> | 10,944.00 |
| <u>R & D Civil Department</u> | | |
| Opening Balance | 196,754.00 | |
| Add: Recd. During the year | <u>1,000,000.00</u> | |
| | 1,196,754.00 | |
| Less: Refund During the year | <u>1,000,000.00</u> | 196,754.00 |
| <u>R & D ME Department</u> | | |
| Opening Balance | 31,689.00 | |
| Add: Recd. During the year | <u>16,000.00</u> | 47,689.00 |
| <u>R & D Electronics Depatment</u> | | |
| Recd. During the year | | 5,000.00 |

| | | |
|-------------------------------|----------------------|--------------|
| Staff LIC : | | |
| Opening Balance | 19,697.00 | |
| Add: Recd. During the year | <u>223,228.00</u> | |
| | 242,925.00 | |
| Less: Paid During the year | <u>225,088.00</u> | 17,837.00 |
| Staff PT: | | |
| Opening Balance | 23,800.00 | |
| Add: Recd. During the year | <u>291,000.00</u> | |
| | 314,800.00 | |
| Less: Paid During the year | <u>288,800.00</u> | 26,000.00 |
| TDS(SALARIES): | | |
| Opening Balance | 414,240.00 | |
| Add:TDS Recd. During the year | <u>2,090,960.00</u> | |
| | 2,505,200.00 | |
| Less: Paid During the year | <u>2,170,680.00</u> | 334,520.00 |
| Outstanding Expenses: | | |
| E-Governance | | |
| Opening Balance | 1,781,450.00 | |
| Add: Recd. During the year | <u>432,025.00</u> | 2,213,475.00 |
| TDS (Suppliers) | | |
| Opening Balance | 111,500.00 | |
| TDS during the year | <u>240,809.00</u> | |
| | 352,309.00 | |
| Less: Paid During the year | <u>352,309.00</u> | NIL |
| Students Scholarship | | |
| Opening Balance | 266,320.00 | |
| Received during the year | <u>14,519,510.00</u> | |
| | 14,785,830.00 | |
| Less: Paid During the year | <u>13,812,220.00</u> | 973,610.00 |
| Audit Fee Payable | | |
| Opening Balance | 10,000.00 | |
| Add: During the year | <u>10,000.00</u> | |
| | 20,000.00 | |
| Less: Paid During the year | <u>10,000.00</u> | 10,000.00 |
| Staff ESIC | | 38,834.00 |
| Staff EPF | | 486,403.00 |
| | Total | 9,321,848.00 |


(D. RUKMANGADA)
TREASURER


(L. KRISHNAMURTHY)
COMMITTEE AUDITOR


(K. VENKATESH NAIDU)
SECRETARY


(Y. RAMACHANDRA NAIDU)
PRESIDENT

K.S.SCHOOL OF ENGINEERING & MANAGEMENT

RECEIPTS & PAYMENTS FOR THE YEAR ENDING 31st MARCH 2017

| RECEIPTS | AMOUNT | AMOUNT | PAYMENTS | AMOUNT | AMOUNT |
|-----------------------------------|-----------------------|----------------|-----------------------------------|------------|---------------|
| OPENING BALANCE: | | | Admission Promotion exp | | 19,150.00 |
| Cash | 34,566.00 | | Advertisement charges | | 567,343.00 |
| Andhra Bank(8203) | 1,053,538.00 | | Audit Fee | | 10,000.00 |
| Andhra Bank(2966) | 170,922.00 | | AICTE Expenses | | 143,891.00 |
| Axis Bank(1116) | 4,232,378.00 | 5,491,404.00 | Bank Charges | | 1,792.50 |
| Fee Collection | 109,282,325.00 | | Building | | 85,600.00 |
| CET Fee Collection | 11,681,650.00 | | Borewell | | 226,910.00 |
| COMEDK/KUPECA Fee | 275,000.00 | | Indoor Auditorium | | 5,360,000.00 |
| | <u>121,238,975.00</u> | | Civil Lab Equipments | | 22,337.00 |
| Fee Refund | 338,020.00 | 120,900,955.00 | COMEDK/KUPECA Fee | | 40,000.00 |
| Bank Interest | | 702,930.00 | Computer Lab Equipments | | 69,516.00 |
| Bus Fee Collection | 4,784,000.00 | | Consumables: | | |
| Staff Bus Fee Collection | 783,051.00 | 5,567,051.00 | Chemistry Lab | 137,582.00 | |
| Consumables: | | | Civil Lab | 16,453.00 | |
| Civil Lab | 30,050.00 | | Computer Lab | 6,599.00 | |
| Computer Lab | 56,100.00 | | Electronic Lab | 56,322.00 | |
| EEE Lab | 28,830.00 | | Mechanic Lab | 61,099.00 | 278,055.00 |
| Electronic Lab | 57,370.00 | | Conveyance Charges | | 87,674.00 |
| Mechanic Lab | 41,765.00 | 214,115.00 | Electrical Equipment | | 55,631.00 |
| News Paper & Magazines | | 2,908.00 | Electrical Lab Equipment | | 247,807.00 |
| Electricity Charges | | 33,957.00 | Electricity Charges | | 1,877,386.00 |
| Fixed Deposit (Axisbank) | | 44,884,885.00 | Faculty Development Progg. | | 62,865.00 |
| Fixed Deposit Interest (Axisbank) | | 1,344,711.00 | Fixed Deposit (Axis Bank) | | 45,500,000.00 |
| Faculty Development Programme | | 50,365.00 | Furniture & Fixtures | | 592,697.00 |
| Miscellaneous Income | | 495,087.00 | Generator Maintenance | | 30,152.00 |
| Online Exam income | | 800,208.00 | House Keeping Charges | | 1,001,063.00 |
| Placement Training | | 3,942,800.00 | Honorarium | | 44,000.00 |
| Research & Development | | | Inspection expenses | | 49,209.00 |
| Civil Dept. | 1,000,000.00 | | Internet Charges | | 448,000.00 |
| CS Dept. | 3,000.00 | | Kammavari Sangham Loan | | 45,600,000.00 |
| Electronics Dept. | 5,000.00 | | KSSA LOAN | | 85,368.00 |
| Mechanical Dept. | 16,000.00 | 1,024,000.00 | Library | | 60,144.00 |
| Seminar & Conference | | 200,300.00 | Legal Expenses | | 30,000.00 |
| Sports & Games | | 1,256,800.00 | Meeting Expenses | | 9,175.00 |
| Staff EPF | 2,508,596.00 | | Miscellaneous Expenses | | 52,050.00 |
| Staff ESIC | 119,424.00 | | News Paper & Magazines | | 16,539.00 |
| Staff Income Tax | 2,090,960.00 | | Office Equipment | | 491,206.00 |
| Staff LIC | 223,228.00 | | Office Maintenance | | 154,058.00 |
| Staff PT | 291,000.00 | 5,233,208.00 | Placement Training | | 1,045,228.00 |
| Student Cultural Activities | | 1,425,686.00 | Pooja Expenses | | 102,060.00 |
| Student Scholarship | | 14,519,510.00 | Postage & Courier | | 19,377.00 |
| Student Excess Fee | | 428,460.00 | Printing & Stationary | | 1,116,538.00 |
| Student T.Shirts&uniforms | | 716,925.00 | Professional Tax | | 2,500.00 |
| Student Lab fine | | 152,613.00 | Research & Development | | |
| SWF/TWF | | 109,760.00 | Civil Dept. | | 1,000,000.00 |
| TDS (Suppliers) | | 240,809.00 | Remuneration to Visiting Faculty | | 525,000.00 |
| | | | Repairs & Maintenance | | 371,896.00 |
| | | | Salaries | | 64,278,406.00 |

| | | | |
|---------------------------------|----------------|-----------------------------------|----------------|
| VTU Examination Fee | 3,570,375.00 | Security Services | 1,363,736.00 |
| Remuneration to Examiners (VTU) | 1,008,999.00 | Seminar & Conference | 239,376.00 |
| VTU & Other Fee | 2,743,335.00 | Sports & Games | 356,263.00 |
| Water (Canteen) | 4,000.00 | Staff EPF | 5,316,184.00 |
| Student Group Insurance | 180,665.00 | Staff ESIC | 441,503.00 |
| Axis Bank Accrued Interest | 873,706.00 | Staff Income Tax | 2,170,680.00 |
| Library Security Deposit | 768,000.00 | Staff LIC | 225,088.00 |
| E-Governance | 432,025.00 | Staff PT | 288,800.00 |
| | | Staff Welfare | 8,442,255.00 |
| | | Student Cultural Activities | 22,777.00 |
| | | Student Group Insurance | 983,685.00 |
| | | Student Scholarship | 180,665.00 |
| | | Student Excess Fee | 13,812,220.00 |
| | | Student T.Shirts | 601,700.00 |
| | | Student Uniform | 142,953.00 |
| | | Student & Staff ERP | 554,925.00 |
| | | SWF/TWF | 382,600.00 |
| | | TDS (Suppliers) | 109,760.00 |
| | | Telephone Charges | 352,309.00 |
| | | Travelling Charges | 63,882.25 |
| | | United India Insurance (Building) | 7,361.00 |
| | | Vehicle | 163,064.00 |
| | | Vehicle fuel | 820,000.00 |
| | | Vehicle Insurance | 1,754,248.00 |
| | | Vehicle Maintenance | 336,921.00 |
| | | VTU Examination Expenses | 666,931.00 |
| | | VTU Examination Fee | 183,796.00 |
| | | Remuneration to Examiners (VTU) | 3,505,105.00 |
| | | VTU & Other Fee | 899,094.00 |
| | | Water Expenses | 2,843,715.00 |
| | | Axis Bank Accrued Interest | 6,100.00 |
| | | <u>TDS</u> | 873,706.00 |
| | | Online Exam | 10,707.00 |
| | | VTU Exam Remuneration | 104,122.00 |
| | | Students Cultural Activities | 3,000.00 |
| | | FD Interest | 221,844.00 |
| | | <u>Closing Balance:</u> | |
| | | Cash on Hand | 41,282.00 |
| | | Andhra Bank(8203) | 1,021,757.00 |
| | | Andhra Bank (2966) | 177,799.00 |
| | | Axis Bank(1116) | 6,290,270.25 |
| | | | 7,531,108.25 |
| | 219,320,552.00 | | 219,320,552.00 |

(D. RUKMANGADA)
TREASURER

(L. KRISHNAMURTHY)
COMMITTEE AUDITOR

(K. VENKATESH NAIDU)
SECRETARY

(Y. RAMACHANDRA NAIDU)
PRESIDENT

(G.DORASWAMY NAIDU)
CHARTERED ACCOUNTANT

